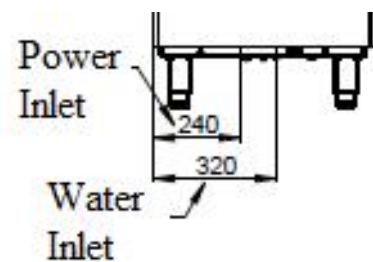
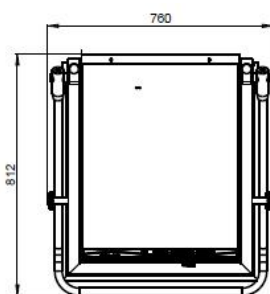
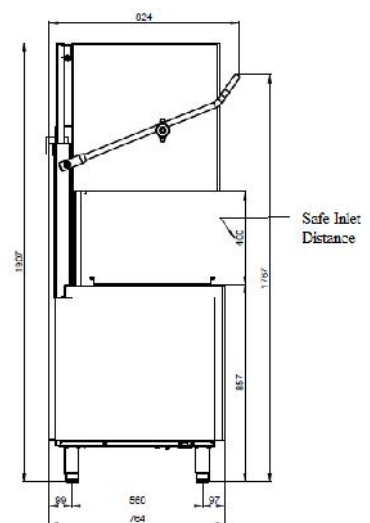
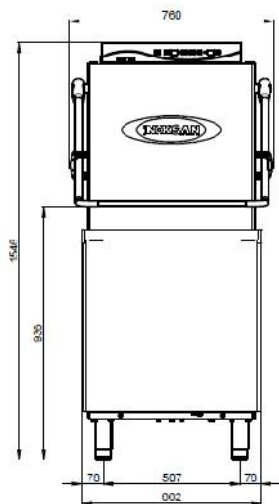


**BYM102B**  
**HOOD TYPE DISHWASHER**



## GENERAL FEATURES

- \*Controlled by electronic card
- \* Digital displays indicating the temperatures of washing and rinsing water
- \* Easy to dismount and mount washing / rinsing arms and filters for cleaning purposes,
- \* Safety system to stop the operation of the machine when the hood is lifted ,
- \* Rack dimensions 500x500 mms .
- \*Safety thermostats of temperatures of tank and boiler ,
- \* AISI 304 Cr-Ni S/S
- \* Complete with 1 pc glass rack
- \* 1 pc plate rack
- \* 1 pc cutlery rack
- \*If necessary, possibility of installing rinsing pump where the water pressure is not sufficient and draining pump where the drain level is high ,
- \* Optional rinsing pump, dischard pump, detergent pump and draining pump.
- \*The water level in the tank controlled by presostat automatically ,
- \*Starting the machine through hood

## TECHNICAL SPECIFICATIONS

Water inlet	3/4	inches
Water pressure	2-4	Bar
Power inlet	380 50	V-Hz.
	220 60	
	208 60	
Washing Motor Power	0,6	kW
Max. Electric Power	8,7	kW
Frequency	50-60	Hz
Water consumption	3,3	Lt/cyc
Tank Power	2,7	kW
Boiler Power	8	kW
Washing Temperature	55	°C
Rinsing Temperature	85	°C
Water Inlet Temperature	45-55	°C
Boiler Volume	6	lts
Tank Water Volume	29	lts
Plate Capacity	1080	pcs/h
Basket Capacity	60	pcs/h
Glass Capacity	2160	pcs/h
Tray Capacity	540	pcs/h
Max. Plate Diameter	400	mm
Plate Height	380	mm
Program Number	3	pcs
Short Program	90	sec
Medium Program	120	sec
Long Program	180	sec
Cable cross section	5x4	mm2
Weight	113	kgs
Rinsing Motor Power	0,33	kW
Draining Motor Power	31W 50Hz. /	watts
	37W 60Hz.	
Detergent Pump Power	8	watts
Rinse Aid Pump Power	8	watts